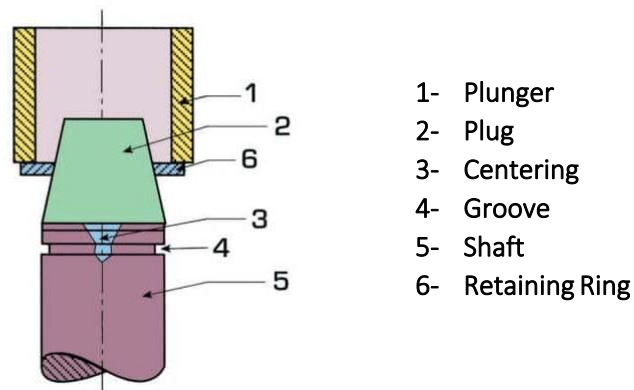


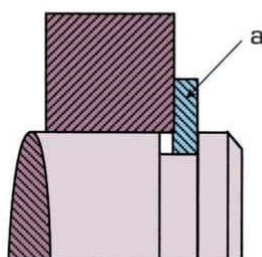
INSTALLATION GUIDE FOR EXTERNAL TAPERED SECTION RETAINING RINGS (CIRCLIPS)

During assembly, the ring undergoes high stresses. In order to avoid permanent deformation, ring expansion should be limited. We recommend using a tapered plunger, plug, and proper pliers with a stop and return screw to safely and gradually control ring expansion during installation.



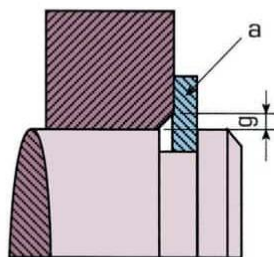
The maximum axial load bearing capacity of the ring is shown in Figure 1, which is with a sharp edge. In case of chamfered support "g" (Figure 2), the load bearing capacity decreases in relation to this value. In this case, ring can be improved by inserting a DIN 988 support washer (Figure 3).

Figure 1



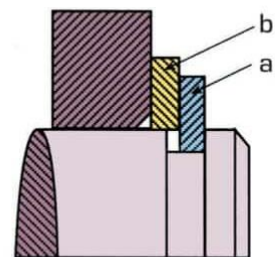
a- Ring DIN 471

Figure 2



a- Ring DIN 471

Figure 3



a- Ring DIN 471
b- Support washers DIN 988